
Responsible Mining Index 2018

Akyem

Mine Site Report

Akyem Ghana

Din a wotaa de frɛ wɔn:
-

Amenamdwuma ahodoɔ:
Amena a yenkataa so

Nnoɔma a wɔyɛ:
Sika Kɔkɔɔ

Afe a ɔde buee:
2013

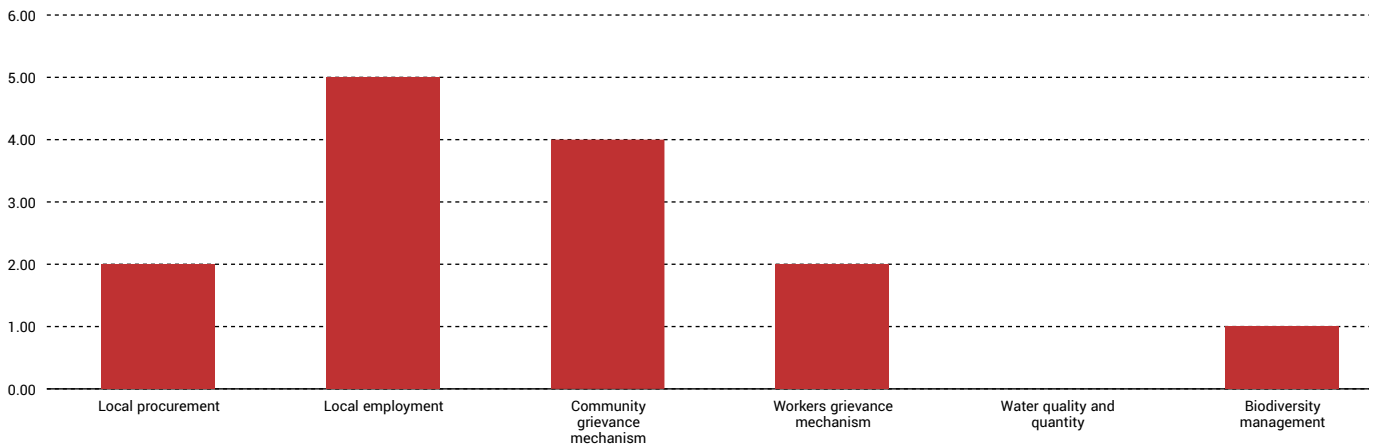
Afe a wɔde nyaa adwuma no:
2002

Adwumakuo:
Newmont Mining

Adwumakuo kyɛfa (%):
100

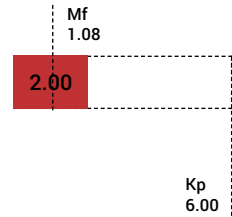


Amanadwuma Bea Mma
2.33 / 6.00



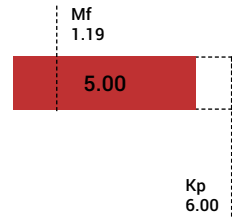
MS.01 NNOOMA A WOTOTOD NO MPOTAM HO

MS.01.1 Adwumakuo no de n'ani di ne dwumadie akyi, na staa de ne mmadenbo to dwa. Wohwe mpontuo a aba nnooma a stoto ma wode ye adwuma wo mmeamma a adi dwuma no.



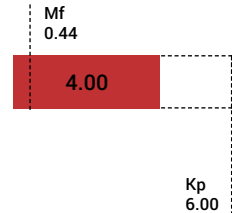
MS.02 MPOTAM HO ARA ADWUMA

MS.02.1 Adwumakuo no de n'ani di ne dwumadie akyi, na staa de ne mmadenbo to dwa. Wei fa sedee ode akwanya gu akwan mu ma nkurfoa a wowo mpotam ho ara nya adwuma.



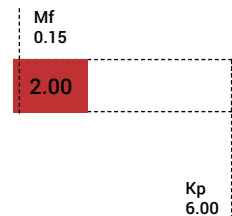
MS.03 MPOTAM HO OHAW NYEHYE

MS.03.1 Adwumakuo no de n'ani di ne dwumadie akyi na, staa de ne mmadenbo to dwa. Wei fa mpotam ho ohaw nyehye ne sedee benya ano aduro, wogina omanfoa no adwenkyere so.



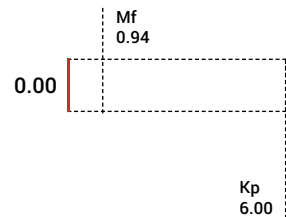
MS.04 ADWUMAYEFOO OHAW NYEHYE

MS.04.1 Adwumakuo no de n'ani di ne dwumadie akyi, na staa de ne mmadenbo to dwa. Wei fa adwumayefoo no haw nyehye ne sedee wopenya ano aduro, wogina adwumayefoo no adwenkyere so.



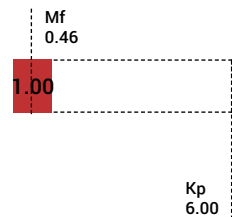
MS.05 NSUPA NE NSUDODO

MS.05.1 Adwumakuo no de n'ani di ne dwumadie akyi; na staa de ne mmadenbo a efa sedee ototo nsupa ne nsudodo ho nsem to dwa. Woye wei wo baabi ne mantam a adi dwuma no.



MS.06 ABODEE NNOOMA NKYEKYEMU NTOTOEE

MS.06.1 Adwumakuo no de n'ani di ne dwumadie akyi, na staa de ne mmadenbo to dwa, wei fa sedee obo abodee nkyekyemu nsunsuanso bone ho ban; woye no nyehye e e firi akese mu baa nkumaa mu kwan so.



Abɔsɛɛ nkrataa a wɔde susu mmɔdenbɔ

Select quantity



Abɔsɛɛ nkrataa

Susudua

Faael (Nkrataadɔm) a wɔayi asi hɔ

Newmont Mining - 2015 - Sustainability Report p. 106 Local Procurement Targets (screenshot)

MS.01.1



Newmont Mining - 2016 - Sustainability Report p. 84 Spending on Local Suppliers (screenshot)

MS.01.1



Newmont Mining - 2016 - Sustainability Report

MS.01.1, MS.02.1, MS.03.1, MS.04.1



Newmont Mining - 2015 - Sustainability Report p. 105 Spending on Local Suppliers (screenshot)

MS.01.1



Newmont Mining - 2016 - Sustainability Report 2017 Local Employment Target (screenshot)

MS.02.1



Newmont Mining - 2017 - Biodiversity Conservation Demonstrating Gains in Ghana (news bulletin)

MS.06.1



Newmont Mining - 2016 - Biodiversity (webpage)

MS.06.1



Enye amenam nnwumakuo nko ara ne won a wobehwe ama nnooma a ewo asaase no so anya ne tebea ankasa. Aman a yeretu mu fagudee ne aman ahodo aban a woretu fagudee ka won a wowa tumi ho. Weinom ye won a wodi akotene se wode nnooma betoto yie wo baabi a nnwumakuo no di dwuma no. Hyehyepono a ewo fam ha kyere nnooma bi a eben yen a ekyere nnooma pii. Weinom ne abrab-ne- sikasem, nyehyee, amammuo, banbo atenaee ahodo a ewo aman a yeretu mu fagudee ne aman foforo a eretu fagudee no

aman fagudee no wo mu

GHANA

Amansan Sikakorabea Sikasem Nkyekyemu	Nnipa a won akatua ye ho-ne-ho (2017)
Nyinyimu-Nteso wo Nnipa Mpontuo nkaribo (IHD)	116/151 (2015)
Amansan Sikakorabea Tebea a eye hu Ahodo din	Daabi (2018)
Global Peace Index	43/163 (2017)
Global Hunger Index	65/119 (2017)
aman no sikasem se yekye aobiara dee (\$)	1,513 (2016)
aman no sikasem nyini ne ne nkanim (%)	3.58 (2016)
Togyegye sika (GDP no %)	-
Amenamdwuma nkorabata (GDP no %)	5.54 (2015)
Fagudee -bo (Ore) ne Nnadee (%)	-
ILO Mmara 169 (amanfo no ne Nnipakuo ahodo)	Apam nkratea nni ho
ILO Mmara 176 (Banbo ne Apomden wo Amenamdwuma ho)	Apam nkratea nni ho
EITI (Fagudee Mfididwuma mu Fannyo Anammontuo)	Nkanim a edi mu (2017)
Voluntary Principles on Security and Human Rights	Won a woye adwuma no.
NRGI Resource Governance Index	24/89 (2017)
World Bank WGI Control of Corruption	103/209 (2016)
Corruption Perceptions Index	70/176 (2016)
WEF Global Competitiveness Index	111/137 (2017-2018)
Country Attractiveness Index	89/125 (2016)
Tax Attractiveness Index	-
Financial Secrecy Index	95/112 (2018)
Enforcing Contracts Index	116/190 (2017)
Environmental Democracy Index	57/70 (2015)

Disclaimer

The findings, conclusions and interpretations within this 2018 Responsible Mining Index (RMI) report do not necessarily represent the views of funders, trustees, and employees of the Responsible Mining Foundation, and others who participated in consultations and as advisors to the report.

This report is intended to be for information purposes only and is not intended as promotional material in any respect. The report is not intended to provide accounting, legal, tax or investment advice or recommendations, neither is it intended as an offer or solicitation for the purchase or sale of any financial instrument. In order to fully understand the methodology of the 2018 Responsible Mining Index, the respective sections on the website should be consulted.

The RMI seeks evidence of companies' policies and practices on economic, environmental, social and governance (EESG) issues, but does not seek to measure the actual outcomes achieved on EESG issues. Results are based only on evidence sourced from the public domain or provided by companies as open data. Whilst this information is believed to be reliable, no guarantee can be given that it is accurate or complete, nor does it preclude the possibility that policies and practices may exist, but which the RMI has not been able to consider for purposes of assessment. In this respect, the results of the low-scoring companies do not necessarily reflect a lack of relevant policies and practices; as they may be due to a lack of public reporting by the companies, limitations in accessing information, and/or any difficulties in accessing the RMI company portal.

It should be noted that, prior to publication, all companies in the Index were invited to check the factual accuracy of the contextual data and evidence upon which the Index is based and to review company information in the RMI document library.

Although every effort has been made to verify the accuracy of translations, the English language version should be taken as the definitive version. The RMI reserves the right to publish corrigenda on its web page, and readers of the 2018 RMI report should consult the web page for corrections or clarifications <https://www.responsibleminingindex.org>.



www.responsibleminingindex.org